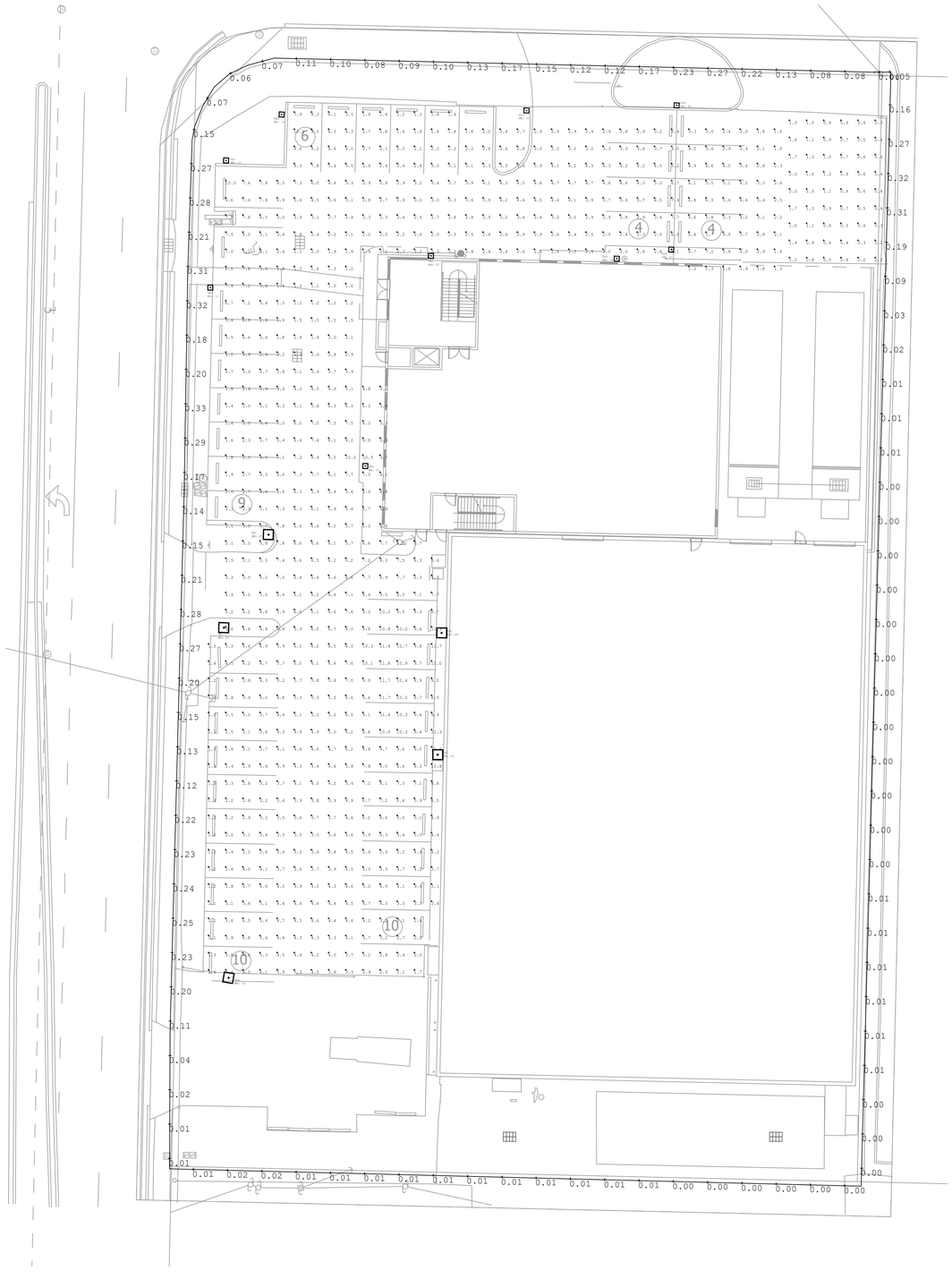

1 PHOTOMETRICS PLAN

SCALE: 1/16" = 1'-0"

Luminaire Schedule							
Symbol	Qty	Label	Arrangement	Total Lamp Lumens	LLF	Description	Tag
	4	GALN-SA3B-750-U-SL2-HSS_13902	SINGLE	N.A.	1.000	GALN-SA3B-750-U-SL2-HSS	SA1
	1	GALN-SA3B-750-U-SLL-HSS_12199	SINGLE	N.A.	1.000	GALN-SA3B-750-U-SLL-HSS	SA2
	5	GALN-SA1B-750-U-SL2-HSS_4712	SINGLE	N.A.	1.000	GALN-SA1B-750-U-SL2-HSS	SA3
	4	GALN-SA1B-750-U-SLL-HSS_4135	SINGLE	N.A.	1.000	GALN-SA1B-750-U-SLL-HSS	SA4

Calculation Summary							
Label	CalcType	Units	Avg	Max	Min	Avg/Min	Max/Min
Parking Lot	Illuminance	Fc	4.63	11.8	1.0	4.63	11.80
Prop Line	Illuminance	Fc	0.10	0.33	0.00	N.A.	N.A.
Truck Load Area	Illuminance	Fc	0.84	2.0	0.2	4.20	10.00

RGD
CONSULTING ENGINEERS

JUPITER | ORLANDO
561-743-0165 | 407-845-6630
WWW.RGDENGINEERS.COM

MEP ENGINEER: RGD CONSULTING ENGINEERS
2151 SOUTH HIGHWAY A1A ALT
SUITE 2000, JUPITER, FL 33477

CLIENT: COTLEUR & HEARING
1934 COMMERCE LANE, SUITE 1
JUPITER, FL 33458

DAVIS A. FITZGERALD
LICENSE
No. 82057
STATE OF FLORIDA
PROFESSIONAL ENGINEER

Digitally signed by Davis Fitzgerald
DN: CN=Davis Fitzgerald, C=US, email=dfitzgerald@rgdengineers.com, O=Florida, OU=
Contact Info: THIS ITEM HAS BEEN DIGITALLY SIGNED AND SEALED BY DAVIS A. FITZGERALD. ON THE DATE SHOWN. ALL ENG. PRINTED COPIES OF THIS DOCUMENT ARE NOT CONSIDERED SIGNED AND SEALED AND THE SIGNATURE MUST BE VERIFIED ON ANY ELECTRONIC COPIES.
Date: 2022.01.06 14:23:17-05'00'

DATE 1.5.2022

REVISIONS:

NO.	DESCRIPTION	DATE

KEY PLAN
AREA DESCRIPTION

N

PROJECT ADDRESS:
1640 AUSTRALIAN AVE
RIVIERA BEACH,FL 33404

PROJECT NAME:
K-RAIN SITE
PHOTOMETRICS

DATE: 01/06/2022

RGD PROJ. NO: 21-1274

SCALE: AS SHOWN

DRAWN:

CHECKED:

SHEET NAME:

PHOTOMETRICS PLAN

SHEET NO. E0.1

PROJECT PHASE:
100% CONSTRUCTION DOCUMENTS

These Drawings are NOT VALID for any purposes which requires the original signature and seal of the engineer unless the original signature and seal are affixed. Drawings not signed and sealed by the engineer shall not be submitted to any authority or used for any purpose where signed and sealed documents are required.

Project		Catalog #		Type	
Prepared by		Notes		Date	

McGraw-Edison

GALN Galleon II

Area / Site Luminaire

Product Features

Light Allnitrider[1,2]

Interactive Menu

- Ordering Information page 2
- Mounting Details page 3
- Optical Distributions page 5
- Product Specifications page 5
- Energy and Performance Data page 6
- Control Options page 10

Product Certifications

Quick Facts

- Lumen packages range from 3,300 - 73,500 (33W - 552W)
- 16 optical distributions
- Efficacy up to 159 lumens per watt

Connected Systems

- WaveLinx Lite
- WaveLinx

Dimensional Details

Standard Arm

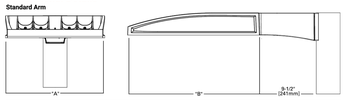

Number of Light Squares	Width 'A'	Housing Length 'B'	Weight with Standard or QM Arm	EPA with Standard or QM Arm
1-4	16"	22"	29 lb	0.95
5-6	22"	22"	39 lb	0.95
7-9	22"	28-1/8"	48 lb	1.1

NOTES:
1. See https://www.designlights.org/search/ to confirm qualification. Not all product variations are DLC qualified.
2. DLC Certified for 5000K CCT and warmer only.

McGraw-Edison — GALN Galleon II

Ordering Information

SAMPLE NUMBER: **GALN-SA4C-740-U-T4FT-GM**

Product Family [1,2]	Light Engine: Configuration	Light Engine: Drive Current	Color Temperature	Voltage	Distribution	Mounting	Finish
GALN=Galleon II **TAA-GALN**=Galleon II Buy American Act Compliant [3] **TAA-GALN-**Galleon II Trade Agreements Act Compliant [3]	**SA1**=1 Square **SA2**=2 Squares **SA3**=3 Squares **SA4**=4 Squares **SA5**=5 Squares **SA6**=6 Squares **SA7**=7 Squares **SA8**=8 Squares **SA9**=9 Squares	**A**=600mA **B**=700mA **C**=1000mA **D**=1200mA [4,11]	**722**=703CRI, 2200K **727**=703CRI, 2700K **730**=703CRI, 3000K **735**=703CRI, 3500K **740**=703CRI, 4000K **750**=703CRI, 5000K **760**=703CRI, 6000K **827**=80CRI, 2700K **830**=80CRI, 3000K **AMB**=Amber, 590nm [10,11]	**U**=120-277V **H**=347-480V [5,6] **V**=277V **2**=208V **3**=240V **4**=277V **5**=347V [5,6] **6**=347V [5,6] **DV**=277V-480V DuraVolt Drivers [6,7,8,9]	**T2**=Type 2 **T2R**=Type II Roadway **T3**=Type III **T3R**=Type III Roadway **T4FT**=Type IV Forward Throw **T4W**=Type IV Wide **5WQ**=Type V Narrow **5WQW**=Type V Square Medium **5WQW-W**=Type V Wide **SLZ**=Type II w/Spill Control **SLZ**=Type III w/Spill Control **SLX**=Type IV w/Spill Control **SLX**=90° Spill Light Eliminator Left **SLX**=90° Spill Light Eliminator Right **BW**=Rectangular Wide Type II **AFL**=Automotive Frontline	**[blank]**=Standard Pole Mount Arm **QM**=Quick Mount Adapter with Quick Mount Arm **PA**=Pole Mount, Adjustable **DP**=Dipoles, Adjustable [1] **MA**=Mast Arm, Fixed **WM**=Wall Mount, Fixed **WA**=Wall Mount, Adjustable **UP**=Uplevel Arm	**AP**=Grey **BRZ**=Bronze **BK**=Black **DP**=Dark Platinum **GM**=Graphite Metallic **WH**=White **RAL9X**=Custom Color

Options (Add as Suffix)	Controls and Systems Options (Add as Suffix)	Accessories (Order Separately) [12]
DIM=External 0-10V Dimming Leads [6] **F**=Single Fuse (120, 277 or 347V Specify Voltage) **FF**=Double Fuse (208, 240 or 480V Specify Voltage) **SKR**=SKRV UL 1449 Rated surge protective device [13] **HA**=-40°C Ambient **HA**=50°C High Ambient **HSS**=Installed House Side Shield [14] **GSBK**=Glare Reducing Shield, Black [14] **GSWH**=Glare Reducing Shield, White [14] **LCP**=Light Square Trim Painted to Match Housing [14] **TH**=Tool-less Door Hardware [14] **CC**=Coastal Construction finish [1] **SPD**=Surge Protection 10kA [13] **RNO**=Optics Rotated 90° Right **AH0145**=After Hours Dim, 5 Hours [15] **AH0245**=After Hours Dim, 6 Hours [15] **AH0255**=After Hours Dim, 7 Hours [15] **AH0355**=After Hours Dim, 9 Hours [15] **DALI**=DALI Drivers	**BPC**=Button Type Photocontrol [1] **PR**=NEMA 3-PIN Photocontrol Receptacle **PR7**=NEMA 7-PIN Photocontrol Receptacle [16] **SPM2**=Dimming Motion Sensor, 8'-20' mounting [16] **SPM2X**=Dimming Motion Sensor, 8'-20' mounting [16] **SPM2LTX**=Dimming Motion Sensor, limited square count, 8'-20' mounting [16] **SPM4/X**=Dimming Motion Sensor, limited square count, 21'-40' mounting [16] **ZW**=WaveLinx Module and 4-PIN Receptacle [16] **ZS**=WaveLinx Module with DALI driver and 4-PIN Receptacle [16] **ZWDALI**=WaveLinx Module with DALI driver [16,17] **ZW-SWPDS02X**=WaveLinx Sensor Only, 15-40ft [16,18,19] **ZW-WOSX2X**=WaveLinx Sensor with Bluetooth, 7-15ft [16,18,19] **ZW-WOFX2X**=WaveLinx Sensor with Bluetooth, 15-40ft [16,18,19] **ZS-SWPDS4XX**=WaveLinx Sensor Only, 3-15ft [16,18,19] **ZS-WOSX4XX**=WaveLinx Sensor with Bluetooth, 3-15ft [16,18,19] **ZS-WOFX4XX**=WaveLinx Sensor with Bluetooth, 15-40ft [16,18,19] **DM19-MS/DIM-L20**=Synapse Occupancy Sensor (9'-20' Mounting) [16] **DM19-MS/DIM-L40**=Synapse Occupancy Sensor (21'-40' Mounting) [16]	**GA/RA1016**=NEMA Photocontrol Multi Tap - 105-285V **GA/RA1027**=NEMA Photocontrol - 480V **GA/RA1201**=NEMA Photocontrol - 347V **GA/RA1214**=Photocontrol Shorting Cap **GA/RA1227**=Photocontrol **MA1232**=1kV Surge Module Replacement **MA1036-XX**=Single Tenon Adapter for 2-3/8" O.D. Tenon **MA1037-XX**=(2)180° Tenon Adapter for 2-3/8" O.D. Tenon **MA1197-XX**=(3)120° Tenon Adapter for 2-3/8" O.D. Tenon **MA1198-XX**=(4)90° Tenon Adapter for 2-3/8" O.D. Tenon **MA1199-XX**=(2)90° Tenon Adapter for 2-3/8" O.D. Tenon **MA1190-XX**=(3)90° Tenon Adapter for 2-3/8" O.D. Tenon **MA1191-XX**=(3)120° Tenon Adapter for 2-3/8" O.D. Tenon **MA1038-XX**=Single Tenon Adapter for 3-1/2" O.D. Tenon **MA1039-XX**=(2)180° Tenon Adapter for 3-1/2" O.D. Tenon **MA1192-XX**=(3)120° Tenon Adapter for 3-1/2" O.D. Tenon **MA1193-XX**=(4)90° Tenon Adapter for 3-1/2" O.D. Tenon **MA1194-XX**=(2)90° Tenon Adapter for 3-1/2" O.D. Tenon **MA1195-XX**=(3)90° Tenon Adapter for 3-1/2" O.D. Tenon **MA1196-XX**=(4)90° Tenon Adapter for 3-1/2" O.D. Tenon **LSHSD**=Field Installed House Side Shield [14] **LS/GBSBK**=Glare Reducing Shield, Black [14,20] **LS/GBSWH**=Glare Reducing Shield, White [14,20] **LS/PPS**=Perimeter Shield, Black [20] **WDLC-TR-10A**=WaveLinx Outdoor Control Module [21,22] **WGA-XX**=WaveLinx Wireless Sensor, 7'-15' Mounting Height [18,19,23,24] **WGK-XX**=WaveLinx Wireless Sensor, 15'-40' Mounting Height [18,19,23,24]

NOTES:
1. Customer is responsible for engineering analysis to confirm pole and fixture compatibility for all applications. Refer to our white paper WP0138EN for additional support information.
2. Designlights Consortium® Qualified. Refer to www.designlights.org Qualified Products List under Family Models for details.
3. Buy American Act compliant with spring tested to over 5,000 hours per ASTM B117, with a scribe rating of 9 per ASTM D1654. Not available with fusing.
4. Drive current 1200mA not available with color temperatures 722, 727 or 830 when either HA or HSS options are selected.
5. Not available in 208V or with Coastal Construction (CC) option.
6. Not available with voltage options 6, 8 or V.
7. Requires the use of an internal step down transformer when combined with sensor options. Not available with sensor at 347V. Not recommended when used with 0-10V dimming or other low voltage controls.
8. Adjustable Dipoles are limited to vertical 2° tenon. For mounting to 2-3/8" O.D. tenons, order accessory SA4CB.
9. One required for each Light Square.
10. Not available with SPM or SKR or 480V. Not available with WaveLinx or Enlighted sensors, or 208V surge option.
11. Requires PR7.
12. Replace XX with sensor color (WH, BZ or BK.)
13. Not available with Coastal Construction (CC) Finish. Order WAC-PNE and WPOE 120 (10V to PoE injector) power supply if needed. WAC not required for LC Bluetooth sensors.
14. Requires ZW or ZS receptacle.
15. Not available with DALI driver, or wildlife and observatory use. Choose drive current 4, supplied at 350mA drive current only. Exact luminaire wattage available in IES files. Available with DM1, DM2, SL2, SL3 and SL4 distributions. Can be used with HSS option.
16. Set of 4 pcs. One set required per Light Square.
17. Not available with HA option.
18. Not for use with SR2, SR3, SR5 or RW optics. A black trim plate is used when HSS is selected.
19. Cannot be used with other control options.
20. Not available with Dipole Mounting or any available fixture. Not available with DALI or integrated controls options
21. Not available if any SPB, LWS, or WaveLinx sensor is selected. Motion sensor has an integral photocell.
22. Requires the use of BPC photocontrol or the PR7 or PR photocontrol receptacle with photocontrol accessory.
23. Not for use with SR2, SR3, SR5 or RW optics. Not for use with HSS.
24. Sensor configuration mobile application required for configuration. See controls page for details.
25. Replace X with number of Light Squares controlled by the SPB; referencing the "SPB7X Availability Table" on the controls page.
26. Not available with Coastal Construction (CC).
27. Only product configurations with these distribution patterns are built to be compliant with the Buy American Act of 1933 (BAA) or Trade Agreements Act of 1979 (TAA), respectively. Please refer to DOMESTIC PREFERENCES website for more information.
28. Product configurations with these options are considered compliant with the BAA or TAA requirements. Accessories sold separately will be separately analyzed under domestic preference requirements. Consult factory for further information.
29. Surge protection helps minimize premature fixture failure from power quality issues such as loss of neutral, transients and voltage fluctuations. Visit www.cooperlighting.com/surge for more information.
30. 480V not to be used with ungrounded or impedance-grounded systems.
31. Not available in 1 square configuration at 800mA or below. Not available with any control option except SPB.

LumenSafe Integrated Network Security Camera Technology Options (Add as Suffix)

Product Family	Camera Type	Data Backhaul
L=LumenSafe Technology	**B**=Standard Dome Camera **H**=Hi-Res Dome Camera **Z**=Remote PTZ Camera	**C**=Cellular, No SIM **A**=Cellular, AT&T **V**=Cellular, Verizon **S**=Cellular, Sprint **R**=Cellular, Rogers **W**=Wi-Fi Networking w/ Omni-Directional Antenna **E**=Ethernet Networking

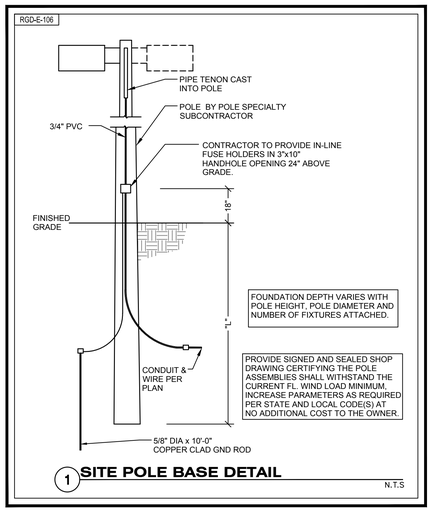

RGD CONSULTING ENGINEERS

JUPITER | ORLANDO
561-743-0165 | 407-845-6630
WWW.RGDENGINEERS.COM

MEP ENGINEER: RGD CONSULTING ENGINEERS
2151 SOUTH HIGHWAY A1A ALT
SUITE 2000, JUPITER, FL 33477

CLIENT: COTLEUR & HEARING
1934 COMMERCE LANE, SUITE 1
JUPITER, FL 33458

DATE 1.5.2022

REVISIONS:

NO.	DESCRIPTION	DATE

KEY PLAN
AREA DESCRIPTION

N

PROJECT ADDRESS:
1640 AUSTRALIAN AVE
RIVIERA BEACH,FL 33404

PROJECT NAME:
K-RAIN SITE
PHOTOMETRICS

DATE: 01/06/2022

RGD PROJ. NO: 21-1274

SCALE: AS SHOWN

DRAWN:

CHECKED:

SHEET NAME:

PHOTOMETRIC DETAILS

SHEET NO. E1.2

PROJECT PHASE:
100% CONSTRUCTION DOCUMENTS

These Drawings are NOT VALID for any purpose which requires the original signature and seal of the engineer unless the original signature and seal are affixed. Drawings not signed and sealed by the engineer shall not be submitted to any authority or used for any purpose where signed and sealed documents are required.